

Product Reference

HiLight V4+ Kd PNE

Portable Light Tower



Standard Scope of Supply

The HiLight range is designed to offer the widest choice when it comes to finding the light tower that is right for your application. The HiLight V4+ comes with a HardHat® canopy as standard, which ensures maximum protection of internal parts and provides users with a robust and easy-to-transport option.

This light tower offers the ultimate in fuel economy and reliability. Its LED lighting technology provides extended benefits and represents outstanding value for our customers.

The HiLight V4+ comes with an undercarriage (frame, axle and towbar) and 4 floodlights of 4x250 W LED. The light tower is driven by air-cooled, single cylinder Kohler diesel engine.

Special attention has been given to the overall product quality, user friendliness, ease of serviceability, and economical operation to ensure best in class cost of ownership

Features

- HardHat® Canopy
- COB type LED lamps.
- Robust Undercarriage.

Benefits

- Easy Transportation and Robust use.
- High Luminosity and Fuel efficiency.
- Match any site requirements.
- Quiet Operation.

Technical data basic unit

Performance Data

HiLight V4+

Rated Frequency	Hz	50
Rated Voltage	VAC	230
Rated Power (PRP)	kW	5
Operating temperature (min/max)	°C	0/50
Altitude capability	m	1000
Max Sound Power level (LWA) ¹ at 1m	db(A)	NA
Max towing speed	km/h	20
Auxiliary Power output	Amp	10

Engine

Model		Kohler KD441-GS12
Speed	rpm	3000
Rated Net Output	kW	6.1
Cooling type		Air
Number of Cylinders		1
Oil tank capacity	liter	1.5
Fuel consumption at 4 lamps on	kg/hr	0.74

Alternator

Model		Sincro ER 2 CBT
Standard		EN 60034-1
Rated output	kVA	5
Degree of protection	IP	IP 23

Consumption

Fuel tank capacity	litre	80
Runtime with lamps ON	hrs	88

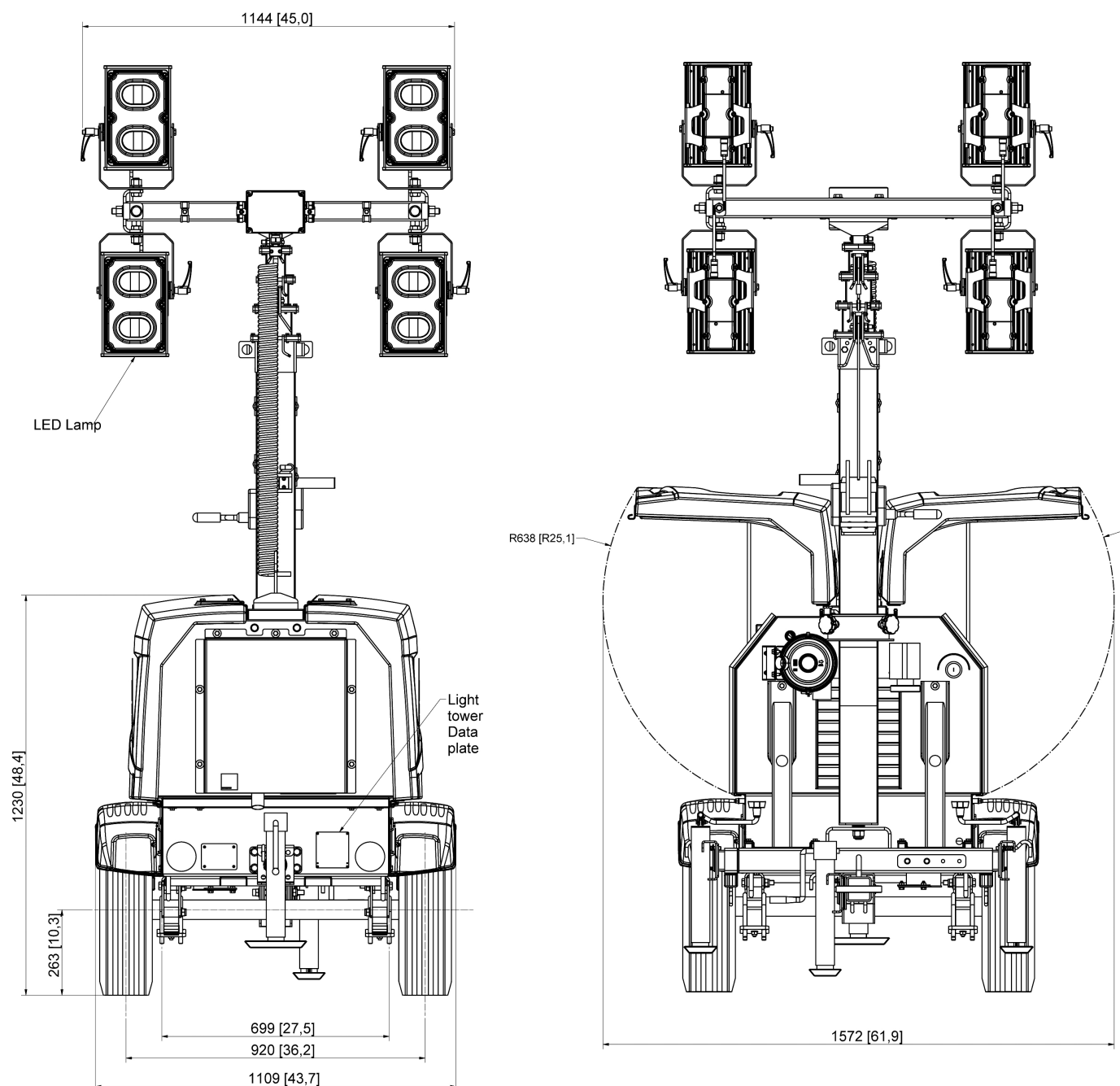
Lights

Floodlights		LED
Wattage	W	4 x 250
Average Luminosity over coverage area	lux	20
	m ²	4000

Mast

Type		Manual vertical, 5 section
Rotation	degrees	355
Maximum Height	m	7.5
Maximum wind speed	km/h	85

Dimensions

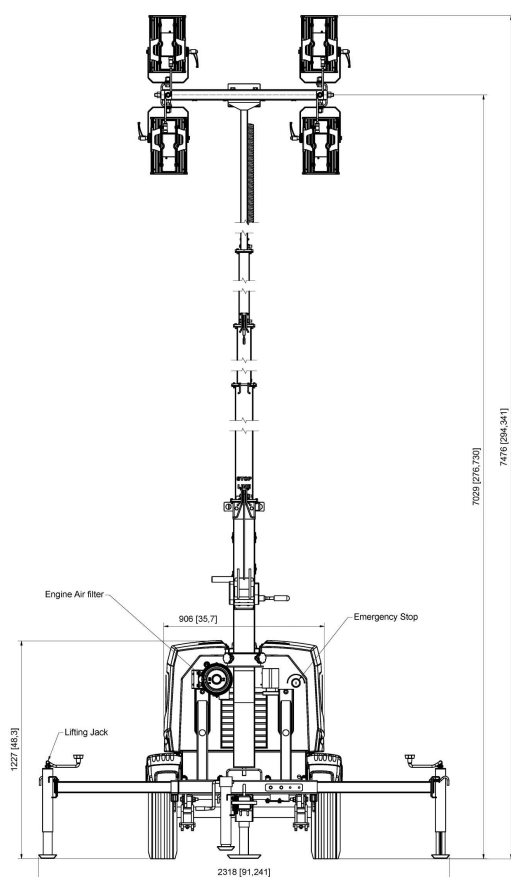


Dimensions and Weight (in Transport - Collapsible towbar)

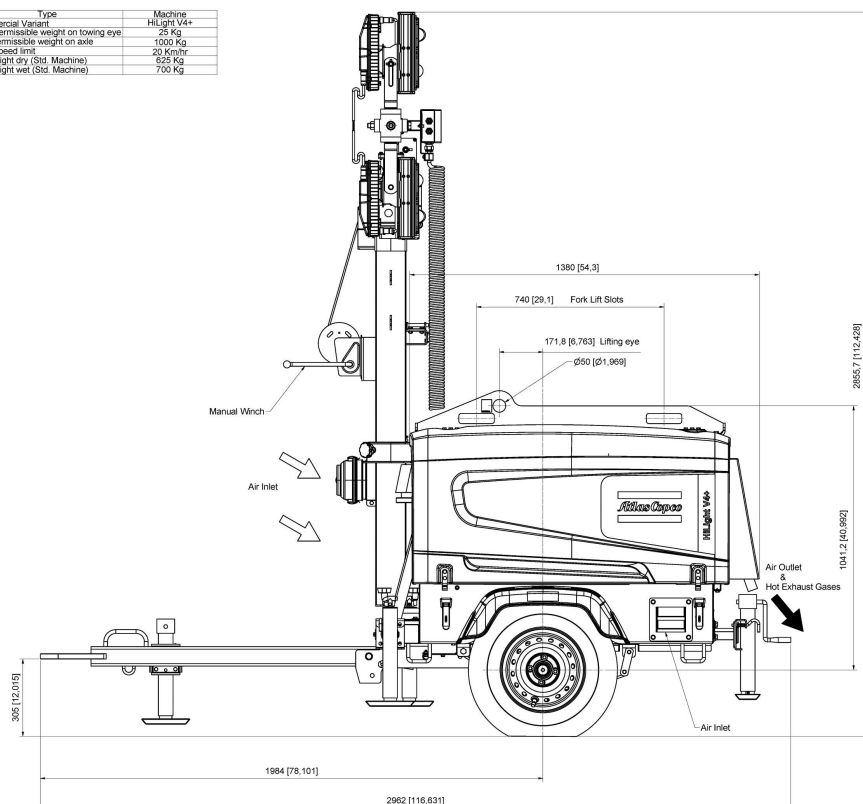
Length	m	1.7
Width	m	1.1
Height	m	2.5
Weight	kg	625

Dimensions and Weight (ready for operation)

Length	m	2.9
Width	m	2.3
Height	m	7.5
Weight	kg	700



Type	Machine
Commercial Variant	HiLight V4+
Max. permissible weight on towing eye	25 Kg
Max. permissible weight on axle	1000 Kg
Max. speed limit	20 Km/hr
Net weight dry (Std. Machine)	625 Kg
Net weight wet (Std. Machine)	700 Kg



Lengths

Horizontally sliding towbar (with Straight support leg)	m	2.276
Horizontally sliding towbar (with Straight support folded)	m	2.372
Tilted towbar	m	1.9

Principle Data

Engine

Single cylinder Air cooled Kohler engine, complying to Environment (protection) Rules, 1986 with governing class 'A2'.
Engine power is transmitted through a direct disc coupling

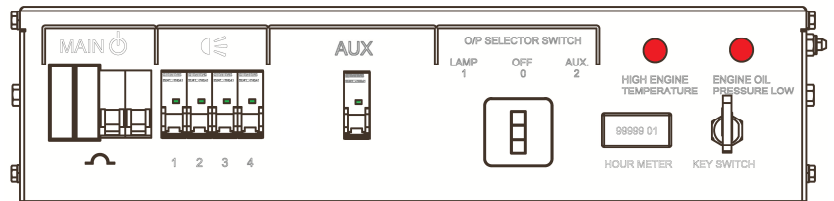
Alternator

The light tower runs on two poles, single phase, and synchronous low voltage Sincro AC alternator. (EP 2 C5L)

Control Panel

The light tower control panel comprises of:

- Main switch with circuit breaker for safety against overload.
- Individual switches for lights with circuit breaker for safety against short circuits.
- An hour meter to track engine use
- Key switch for starting and stopping the engine
- Selector switch for Lights / Aux selection
- Indication for High Engine Temperature
- Indication for Low Engine oil pressure



Electrical System

The HiLight V4+ is equipped with a 12 Volt negative ground electrical system.

Bodywork

The HiLight V4+ is delivered as standard with a HardHat® canopy, which ensures maximum protection of internal parts.
Door is located at the sides that provides complete service access to all components.
The bodywork is internally lined with sound-absorbing material. A lifting beam is accessible from the top of the roof.

Manufacturing & Environmental Standards

The HiLight V4+ is manufactured in a world class facility of Atlas Copco, certified for Integrated Manufacturing System (ISO 9001, ISO 14001, ISO 45001) and Energy Management system (ISO 50001)..

Attention has been given to ensure minimum negative impact to the environment during manufacturing.

Supplied Documentation

The unit is delivered with following documents and certificates.

- Spare parts list.
- Instruction manual.
- Machine test certificate (as tested by Atlas Copco (India) Ltd).
- Engine Test certificate (as tested by Kohler corresponding to the respective engine serial number fitted in the machine).
- Battery warranty card (Corresponding to the battery serial number supplied along with the machine).

Warranty Coverage

Standard Warranty for Equipment:

2000 hours or 12 months from the date of commission or 18 months from the date of Invoice from PC – All other terms and conditions will be as per Divisional Warranty Policy

Engine Warranty:

1500 working hours or 12 months from the date of commissioning or 18 months from the date of Invoice (from Kohler to ACIL) – whichever is earlier

Alternator Warranty:

12 months from the date of commissioning or 18 months from date of Invoice from Sincro to ACIL – whichever is earlier

***Note:** Due to continuous improvements in the products, the technical specifications are subject to change without prior notice.